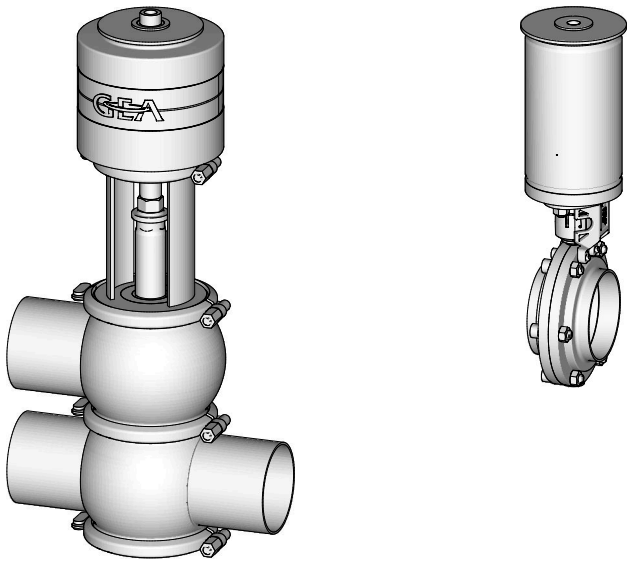


OPERATING INSTRUCTIONS

Original instructions



Hygienic valves

ATEX version - VARIVENT® / ECOVENT® / D-tec® / VESTA® / Hygienic butterfly valves and hygienic leakage butterfly valves

GEA Tuchenhagen GmbH
Document number: 430BAL008708
Language: EN-GB / Date: 22.04.2026

Copyright © GEA Tuchenhausen GmbH 2026. All rights reserved. No liability will be accepted for damage resulting from non-observance of this document. If you have any questions or require clarification concerning the use of this document, contact *Customer service*.

Table of Contents

1	General	5
1.1	Information about the document	5
1.1.1	Purpose of the document	5
1.1.2	Binding character of this supplement to the operating instructions	5
1.1.3	Validity of this supplement to the operating instructions	5
1.1.4	Reading obligation and storage	6
1.2	Manufacturer address	6
1.3	Customer service	6
1.4	More Information about the GEA Group	6
2	Safety	7
2.1	Intended use	7
2.1.1	Ex-version and marking	8
2.1.1.1	VARIVENT / ECOVENT valves, hygienic butterfly valves	8
2.1.1.2	D-tec stem diaphragm valves	8
2.1.1.3	VESTA sterile valves	8
2.1.2	Manufacturer's declarations and declarations of conformity	8
2.1.3	Restrictions on usable substances	8
2.1.4	Special attention	9
2.1.5	Maintenance	9
2.1.6	Improper operating conditions	10
2.1.7	Modification	10
2.2	Safety precautions	10
2.2.1	The operator	10
2.2.2	Safety instructions for cable glands	10
2.2.3	Tools	10
3	Explosion protection information	11
3.1	Basics	11
3.2	Temperature classes	12
3.3	Example for an ATEX marking	12
3.4	Ignition protection types	13

4	Identification of the valves in ATEX model	14
4.1	Valve types and marking	14
4.2	Type plate	16
4.3	Further information on hygienic butterfly valves	16
4.4	Further information on VESTA sterile valves	16
4.4.1	Spare parts	16
4.5	Scope	17
4.6	Feedback and control top	17
5	Manufacturer's declarations and declarations of conformity	18
5.1	Declaration of Conformity, VARIVENT hygienic valves	18
5.2	Declaration of Conformity, VARIVENT sampling valves	21
5.3	Declaration of Conformity, VARIVENT overflow valve	24
5.4	Manufacturer's declaration, VARIVENT vacuum valve	27
5.5	Manufacturer's declaration, VARIVENT control valve	29
5.6	Declaration of Conformity, ECOVENT	31
5.7	Declaration of Conformity, GEA hygienic butterfly valves / leakage butterfly valves	34
5.8	Manufacturer's declaration, GEA hygienic butterfly valves / leakage butterfly valves	37
5.9	Declaration of Conformity, D-tec	40
5.10	Manufacturer's declaration, D-tec with manual actuator	43
5.11	Declaration of Conformity, VESTA DN10-32, OD ½-1", ISO 13.5-33.7	45
5.12	Manufacturer's declaration, VESTA DN10-32, OD ½-1", ISO 13.5-33.7 with manual actuator	48
5.13	Declaration of Conformity, VESTA DN40-100, OD 1½-4", ISO 42.4-114.3	51
5.14	Manufacturer's declaration, VESTA DN40-100, OD 1½-4", ISO 42.4-114.3 with manual actuator	54
6	Annex	57
6.1	List of abbreviations	57
6.2	List of tables	58

1 General

This chapter contains basic instructions for using the valve and explanations of illustration conventions. It also contains information about the design and structure.

In this Supplement to the operating instructions, the term valve refers to the variants of the hygienic valves in the following model series that are designed especially for use in an explosion-hazarded environment:

VARIVENT®, ECOVENT®, D-tec®, VESTA® as well as GEA hygienic butterfly valves / leakage butterfly valves.

1.1 Information about the document

1.1.1 Purpose of the document

The purpose of this supplement to the operating instructions is to provide additional information about the safe installation and operation of the valve in an explosion-hazarded environment. Observation of the contents will reduce the risks of personal injury and property damage.

1.1.2 Binding character of this supplement to the operating instructions

This Supplement to the operating instructions contain the manufacturer's instructions to the operator of the valve and to all persons who work on or with the valve regarding the procedures to follow.

Read this Supplement to the operating instructions through carefully before you work with or at the valve. Your personal safety and the safety of the valve can only be ensured if you act as described in this Supplement to the operating instructions.

Store this Supplement to the operating instructions in such a way that it is accessible to the operator and the operating staff during the entire life cycle of the valve. When the location is changed or the valve is sold make sure you also provide this Supplement to the operating instructions.

1.1.3 Validity of this supplement to the operating instructions

This Supplement to the operating instructions is valid exclusively for valves with an ATEX marking.

The approved valves are suitable for operation in potentially explosive atmospheres, taking into account the relevant regulations and the manufacturer's declaration or declaration of conformity.

Use in explosion-hazarded zones must be specified when ordering, as the ATEX valves are slightly modified and labelled.

Their conformity, and therefore, their suitability for the intended purpose with regard to the safety of the product in which they are installed must be assessed in the conformity assessment of the entire product.

The ATEX version of the valves may only be safely used in explosion-hazarded zones for the intended area. This Supplement to the operating instructions contains basic instructions for the use of the valves in explosion-hazarded zones. It is a supplement to the general standard operating instructions for the respective valves and is therefore to be considered part of it.

This Supplement to the operating instructions must be observed before installation and commissioning. The operating instructions must always be available at the valve.

1.1.4 Reading obligation and storage

Every person who works on or with the valve must have read these Supplement to the operating instructions. They must be available to these persons at all times.

1.2 Manufacturer address

GEA Tuchenhagen GmbH
Am Industriepark 2-10
Germany
21514 Büchen

1.3 Customer service

Phone: +49 4155 49-0
Fax: +49 4155 49-2035
flowcomponents@gea.com
www.gea.com

1.4 More Information about the GEA Group



www.GEA.com

Overview of technologies and products

2 Safety

This chapter describes the minimum requirements for the intended use of the valve. It forms the basis for safe operation of the valve.

2.1 Intended use

The valves are used to open and partially or fully shut off pipe sections. Using the device for any other purpose is considered contrary to its designated use.

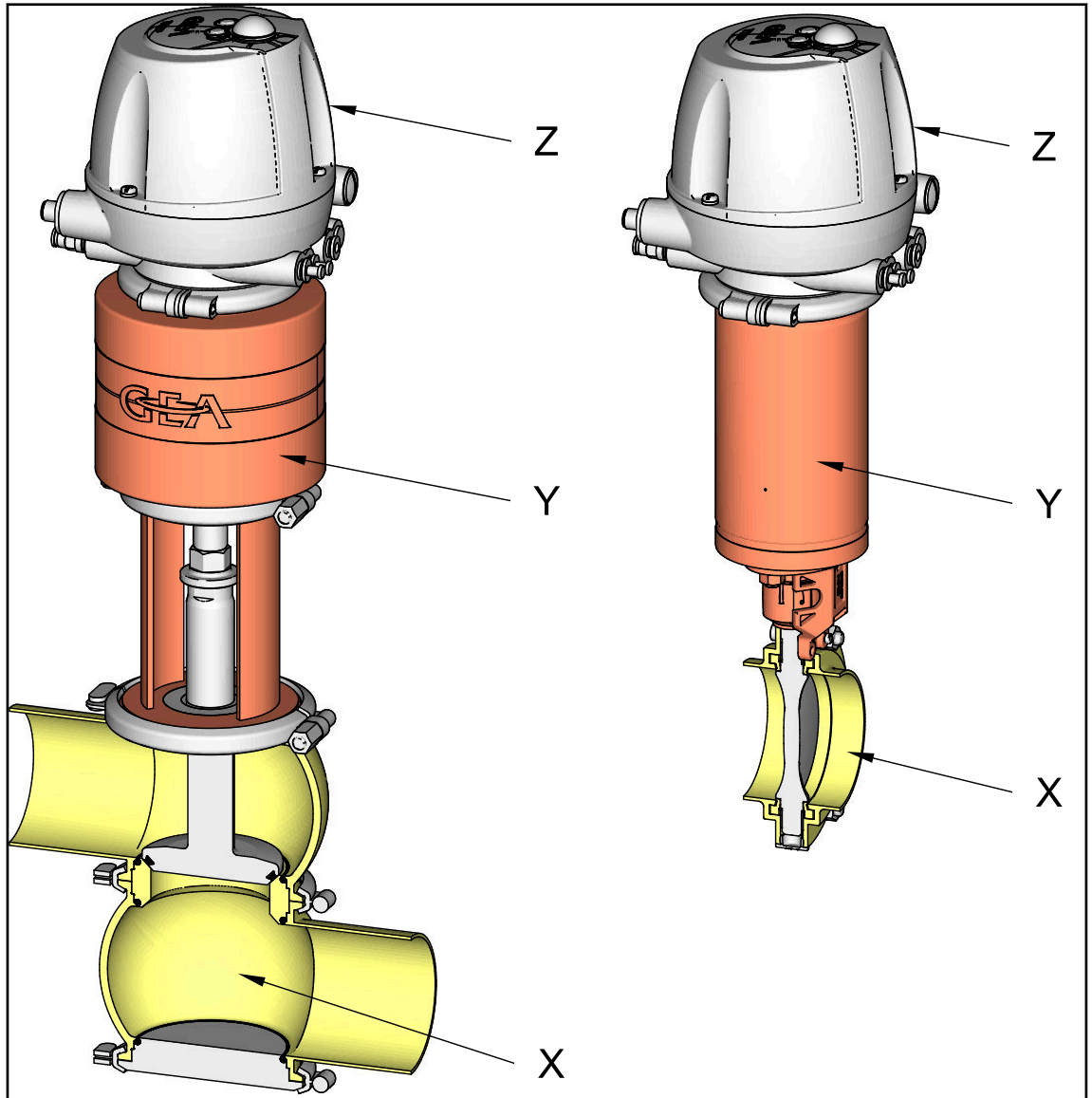


Figure 2-1 - Intended use

Area	Description
Interior (X):	Does not have its own potential ignition source and do not fall within the scope of ATEX
Exterior (Y):	Has its own potential ignition source and falls within the scope of ATEX
Control top (Z):	Not part of these operating instructions. The selectable explosion-proof control top has its own conformity within the sense of ATEX.

INFO The manufacturer will not accept any liability for damage resulting from any use of the valve which is not in accordance with the designated use of the valve. The risk is borne solely by the operating company.

2.1.1 Ex-version and marking

2.1.1.1 VARIVENT / ECOVENT valves, hygienic butterfly valves

The ignition hazard assessment has shown that the interior devices - area in contact with the product, such as housing and valve insert - do not have their own potential ignition source. Therefore, the interior of the valve does not fall within the scope of ATEX.

In very rare cases, the drive unit - pneumatic drive, lantern - can pose an ignition risk. Therefore, the drive unit falls under the ATEX and is marked accordingly. The suitability is confirmed by the respective type-specific manufacturer's declaration or certificate of conformity (see annex).

2.1.1.2 D-tec stem diaphragm valves

D-tec stem diaphragm valves are intended for use in potentially explosive zones. The corresponding ignition risk assessment resulted that for interior areas - area in contact with the product, such as housing and valve insert - the materials used are electrostatically harmless if used as planned within the scope of the EX classification or zone limitation and may be used for the potentially explosive zones permitted for the valve.

In very rare cases, the drive unit - pneumatic drive, lantern - can pose an ignition risk. Therefore, the drive unit falls under the ATEX and is marked accordingly. The suitability is confirmed by the respective type-specific manufacturer's declaration or certificate of conformity (see annex).

2.1.1.3 VESTA sterile valves

The VESTA sterile valves of GEA Tuchenhausen GmbH intended for use in potentially explosive zones are partially equipped with modified components (selection of suitable materials).

The materials used are electrostatically harmless if used as planned within the scope of the EX classification or zone limitation and may be used for the potentially explosive zones permitted for the valve.

2.1.2 Manufacturer's declarations and declarations of conformity

The suitability of the valves is confirmed by the respective type-specific manufacturer's declaration or certificate of conformity (see chapter 5 *Manufacturer's declarations and declarations of conformity*).

2.1.3 Restrictions on usable substances

The valve is intended for the conveying of materials IIA and IIB. Operation and cleaning with substances of explosion sub-group IIC and insulating materials, the flow of which could cause a hazardous charge to system parts and equipment, is not permitted. The restriction according to the marking in table "Valve types and marking" still applies, see chapter 4 *Identification of the valves in ATEX model*.

2.1.4 Special attention

The following must be observed for the intended use in potentially explosive atmospheres:

- Hot surfaces are created only by the medium itself. The resulting ignition risks must be determined, assessed and remedied by the user with regard to the potentially explosive atmosphere. See also the chapter "Temperature classes" (3.2 *Temperature classes*).
- Media reacting exothermally or that ignite themselves must not be used.
- Sensors, electric attachments or other attachments must be suited for the existing zone and must be subjected independently to an ATEX ignition risk analysis. These attachments are not part of the valves evaluated here.

INFO All attachments that are not part of the valves, must be subjected to an own assessment according to the directive 2014/34/EU.

- The entire environment and the installation of the isolation valve must be carried out by the user according to the provisions and regulations in force and in particular be equipped with a suitable potential equalisation.
- Ignition risks due to lightning strikes, electromagnetic waves affecting the device and other radiation that affect the device from the outside must be taken into consideration by the user.
- When closing the valve in the direction of the flow, the valve disk can be pressed abruptly into the valve seat. The resulting pressure peaks/pressure shocks can damage plant components.
- The operator must ensure that the valve is closed only against the direction of flow. If closing the valve in the direction of flow is necessary or cannot be excluded, a damping cylinder must be installed upstream or the valve must be switched to a flow-free or depressurised state. Any pressure shocks in the system must be avoided.

2.1.5 Maintenance

Authorised personnel/original spare parts

The valves may only be serviced and repaired by authorised personnel. Original spare parts intended for use in explosion-hazarded zones must exclusively be used. These must be requested with a note on ATEX use from GEA Tuchenhagen.

If original spare parts are not used for applications in explosion-hazarded zones, the enclosed ATEX declarations lose their validity and their use in explosion-hazarded zones is no longer permitted.

If the approval for use in explosion hazard zones is on the type plate, please specify this on your spare parts order.

Duty cycle of the actuator

The actuator is designed according to constructive safety. The actuator must be replaced after 500,000 switching operations, however after 5 years at the latest.

The operator must monitor the number of switching cycle or duty cycle using appropriate measures.

Maintenance must be performed at regular intervals. Worn parts must be replaced with GEA Tuchenhagen genuine spare parts.

Ensure that liquids and cleaning media cannot seep inside the actuator.

The type plate is usually on the actuators. When ordering spare actuators, always request a new type plate. The type plate includes the corresponding serial number as well as the corresponding EX marking. Refer also to section 4.2, page 17.

2.1.6 Improper operating conditions

The operational reliability of the valve cannot be ensured under improper operating conditions. Therefore avoid improper operating conditions.

Operating the valve is not permitted if

- Persons or objects are in the danger zone.
- Safety devices are not working or were removed.
- Malfunctions have been detected on the valve.
- Damage has been detected on the valve.
- Maintenance intervals have been exceeded.

2.1.7 Modification

Subsequent alterations of the valve are not permitted. Otherwise you will have to undergo a new conformity process in accordance with the EC Machinery Directive on your own.

In general, only genuine spare parts supplied by GEA Tuchenhausen GmbH should be fitted. This ensures the reliable and economical operation of the valve.

2.2 Safety precautions

2.2.1 The operator

The operator is obliged to comply with the applicable laws, directives and regulations for explosion safety for the installation, assembly work and operation.

The operator determines the classification according to group, category, zone, temperature class and protection principle.

The operator must ensure that the valve is grounded. The valve must only be operated in approved ranges of application (EX zone, media and ambient temperature, medium, resistance, pressure).

When switching the valve and in case of a defect at the sealing materials, medium can spread into the atmosphere from the valve inside. The operator must take this into consideration when allocating zones to the installation.

The operator must ensure that the valve remains in proper condition and must therefore carry out regular maintenance adapted to the operating conditions.

2.2.2 Safety instructions for cable glands

Screwed cable glands must only be installed, operated and maintained by qualified specialists. They must be used properly in an undamaged and clean state. No changes may be effected to the screwed cable glands that are not listed expressly in this instruction manual. In particular, the replacement of the standard sealing insert with a different size is not permitted.

The cables used must be approved for the ATEX area, must not have any kinks and must be undamaged. The national installation, safety and accident prevention regulations and the safety precautions in this instruction manual must be observed for all applications with the screwed cable glands.

2.2.3 Tools

The tools used in potentially explosive zones must comply with the ATEX guidelines. The operator is responsible for this.

3 Explosion protection information

3.1 Basics

In the European Union, directive 2014/34/EU, also known as the ATEX directive, applies. It regulates the suitability and the putting into circulation of devices for use in potentially explosive areas.

Whereas electrical devices have always been subject to regulation in the past, non-electrical (mechanical) devices are now also covered. The manufacturer determines the suitability of the device for use in hazardous areas. If the device falls within the scope of the directive, it is classified according to its suitability, if necessary also subjected to a type examination by an appointed body and marked.

Due to the device category, the device is assigned to the ex-zone. The ex-zone is determined by the operator. The following table shows the relationship between device group, device category, device protection level and zone. A complete overview of the structure of the Ex-marking can be found on the following page.

Required marking of the equipment to be used

Potentially explosive atmosphere	Zone classification	Potentially explosive atmosphere available	Device group	Device category	EPL (device protection level)
Gas	Zone 0	Permanently, long term, often	II	1G	Ga
	Zone 1	occasionally	II	2G (1G)	Gb (Ga)
	Zone 2	Never, rarely or short-term	II	3G (2G+1G)	Gc (Ga, Gb)
Dust	Zone 20	Permanently, long term, often	II	1D	Da
	Zone 21	occasionally	II	2D (1D)	Db (Da)
	Zone 22	Never, rarely or short-term	II	3D (2D+1D)	Dc /Da, Db)

Table 1: Required marking of the equipment to be used

Explosion groups and examples for gases and vapours

Explosion group	Gases and vapours - examples depending on explosion group and temperature class					
II A	Ammoniac Methane Ethane Propane	Ethyl alcohol Cyclohexane n-Butane	Gasoline Diesel Fuel oil n-Hexane	Acetaldehyde	--	--
II B	City gas Acrylonitrile	Ethylene Ethylene oxide	--	Ethyl ether	--	--
II C	Hydrogen	Acetylene	--	--	--	Carbon disulphide
Temperature class	T1	T2	T3	T4	T5	T6
Temperature	450°C	> 300°C < 450°C	> 200°C < 300°C	> 135°C < 200°C	> 100°C < 135°C	> 85°C < 100°C

Table 2: Explosion groups and examples for gases and vapours

3.2 Temperature classes

The maximum surface temperature depends mainly on the operating conditions and not on the device itself.

A specification of the temperature class T1 to T6 is therefore not permissible. Therefore, the device is marked for a range of temperature classes or a temperature range, e.g. T3 ...T6.

The temperature classes define ignition ranges, according to which combustible gases and flammable liquids are classified according to their specific ignition temperature. The ignition temperature of the media can be determined from relevant tables, e.g. International Chemical Safety Cards (ICSC) <https://chemicalsafety.ilo.org/>.

To comply with the required temperature class, the respective maximum operating and ambient temperatures must be strictly observed and monitored:

Temperature class	Calculation	Operating conditions
T3 = 200°C	200°C – 5°C = 195°C	Operating/surface temperature: max. 150°C/(30 min.) otherwise 135°C Ambient temperature: maximum 45°C
T4 = 135°C	135°C – 5°C = 130°C	Operating / surface temperature: 130°C Ambient temperature: maximum 45°C
T5 = 100°C	100°C– 5°C = 95°C	Operating / surface temperature: 95°C Ambient temperature: maximum 45°C
T6 = 85°C	85°C– 5°C = 80°C	Operating / surface temperature: 80°C Ambient temperature: maximum 45°C

Table 3: Temperature classes

3.3 Example for an ATEX marking

The marking is carried out only if the ATEX directive can be applied, i.e. if potential ignition sources are present.

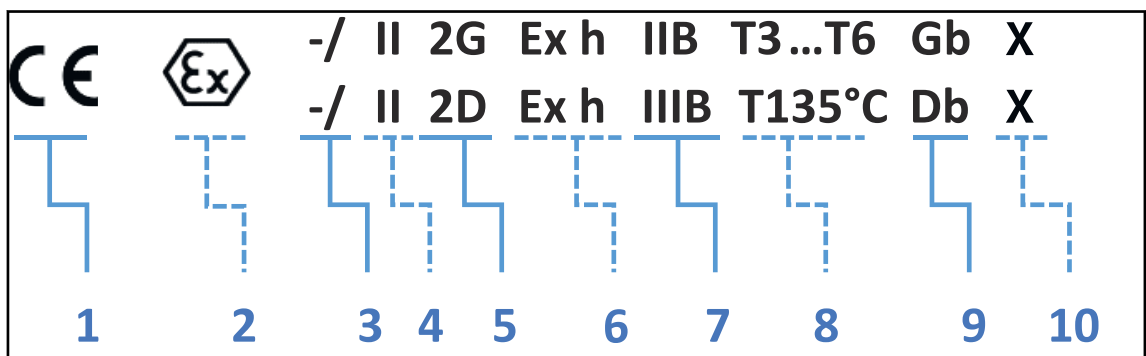


Figure 3-1 - Example for an ATEX marking

Explanation of the example of the ATEX marking

No.	Explanation
1	CE Conformity of the device / autonomous protective system (not for components intended for devices)
2	EX marking ATEX directive is applied

No.	Explanation
3	-/ Interior does not fall within the scope of ATEX 2014/34/EU
4	Device group II (not mining)
5	Device category 2 for gases/vapours G and dusts D
6	Ex h Ignition protection types used
7	Explosion group IIB (not mining, sub-group B)
8	T6 ... T3 temperature range (see section 3.2 <i>Temperature classes</i>) Max. surface temperature +135°C (dust), see section 3.2 <i>Temperature classes</i>
9	Gb Device protection level
10	X Specific operating conditions such as operating and surface temperatures as well as switching interval of the actuator

3.4 Ignition protection types

Possible ignition protection types	Device protection levels	Standard
Basic method and requirements	--	DIN EN ISO 80079-36
Safety design	Ex h	DIN EN ISO 80079-37
Ignition source monitoring	Ex h	DIN EN ISO 80079-37
Liquid encapsulation	Ex h	DIN EN ISO 80079-37
Pressurised enclosure	Ex pxb; (Ex pyb; Ex pzc)	DIN EN ISO 80079-2
Protection through housing	Ex ta, (Ex tb; Ex tc)	DIN EN ISO 80079-31
Pressure-resistant enclosure	Ex da, (Ex db; Ex dc)	DIN EN ISO 80079-1

Table 4: Ignition protection types

4 Identification of the valves in ATEX model

4.1 Valve types and marking

VARIVENT / ECOVENT and hygienic butterfly valves

Valve series	Types	Actuator	Marking according to ATEX Interior	Marking according to ATEX Exterior area	Additional limitations	
VARIVENT	N, U, C, Y, D, B, R, K, T_R, L, W, X, POW, P	Air/spring actuator		II 2G Ex h IIB T3 ... T6 Gb X II 2D Ex h IIIB T135°C Db X	Observe scope and manufacturer's declaration.	
		Air/air actuator	Ex-model without potential ignition source			
	Type N with bellows	Air/spring actuator		II 2G Ex h IIB T3 ... T6 Gb X II 2D Ex h IIIB T135°C Db X		
	IT TSVN TSVU T/09			II 2G Ex h IIB T3 ... T6 Gb X II 2D Ex h IIIB T135°C Db X		
	S		Observe manufacturer's declaration			
	Q	F-CJ				II 2G Ex h IIB T3 ... T6 Gb X II 2D Ex h IIIB T135°C Db X
			M11, M12, M1, M2			II 2G Ex h IIB T3 ... T6 Gb X II 2D Ex h IIIB T135°C Db X
M3/ex, M4/ex			II 2G Ex h IIB T3 ... T6 Gb X II 2D Ex h IIIB T135°C Db X			
V/ex		Ex-model without potential ignition source				
ECOVENT	N/ECO N/ECO DN10/15 W/ECO W/ECO DN10/15			II 2G Ex h IIB T3 ... T6 Gb X II 2D Ex h IIIB T135°C Db X		
Hygienic butterfly valves / leakage butterfly valves	711	Actuator NO/NC		II 2G Ex h IIB T3 ... T6 Gb X II 2D Ex h IIIB T135°C Db X	Observe scope and manufacturer's declaration.	
	721					
	722	Actuator AA		II 2G Ex h IIB T3 ... T6 Gb X II 2D Ex h IIIB T135°C Db X		
	724					
	731					
	733	Manual actuator	Observe manufacturer's declaration.			
	751					
	788	Booster cylinder pL min. 3.0 bar / max. 4.0 bar	Observe manufacturer's declaration.			
988						
	Two-position stop	Observe manufacturer's declaration.				

D-tec stem diaphragm valves

Valve series	Types	Actuator	Marking according to ATEX Interior	Marking according to ATEX Exterior area	Additional limitations
D-tec	N/DV W/DV	Air/spring actuator	II 2G Ex h IIB T3 ... T6 Gb X II 2D Ex h IIIB T135°C Db X		Observe scope and manufacturer's declaration
		Air/ air actuator Manual actuator	Observe manufacturer's declaration		

VESTA sterile valves

Valve series	Types	Actuator	Marking according to ATEX Interior	Marking according to ATEX Exterior area	Additional limitations
H_A/H H_A/T/H H_A/T/F/H H_A/I/H	DN 10...32 OD 0.5...1" ISO 13.5...33.7	Manual actuator	--		Observe scope and manufacturer's declaration
H_A/M H_A/T/M H_A/T/F/M H_A/I/M	DN 10...32 OD 0.5...1" ISO 13.5...33.7	Pneumatic Actuator	II 2G Ex h IIB T3 ... T6 Gb X II 2D Ex h IIIB T135°C Db X		
H_A/H H_A/T/H H_A/T/F/H	DN 40...100 OD 1.5...4" ISO 42.3...114.3	Manual actuator	--		
H_A/M H_A/T/M H_A/T/F/M	DN 40...100 OD 1.5...4" ISO 42.3...114.3	Pneumatic Actuator	--	II 2G Ex h IIB T3 ... T6 Gb X II 2D Ex h IIIB T135°C Db X	

4.2 Type plate

In the case of EX classification in accordance with directives, a corresponding EX marking is included on the type plate. This marking is valid for the complete valve.

The following type plates are examples. Please refer to the classification associated with the valve in the corresponding EU Declaration of Conformity or in the tables in 4.1 *Valve types and marking*.

Generally valid type plate

GEA		GEA Tuchenhagen GmbH Am Industriepark 2-10, 21514 Büchen, Germany		-II 2G Ex h IIB T3...T6 Gb X -II 2D Ex h IIIB T135°C Db X		CE		
Type	<input type="text"/>							
	<input type="text"/>				Serial	<input type="text"/>		
Mat.	<input type="text"/>							
Air bar/psi min.	<input type="text"/>	/	<input type="text"/>	max.	<input type="text"/>	/	<input type="text"/>	2024
PS bar/psi	1	<input type="text"/>	/	<input type="text"/>	2	<input type="text"/>	/	<input type="text"/>
					3	<input type="text"/>	/	<input type="text"/>

VESTA type plate

GEA Tuchenhagen GmbH Am Industriepark 2-10, 21514 Büchen, Germany		-II 2G Ex h IIB T3...T6 Gb X -II 2D Ex h IIIB T135°C Db X		GEA	
min/max Air pres		/bar	/	psi	CE
operation press.		//bar	//	psi	2024
SD		<input type="text"/>			
Type		<input type="text"/>			

4.3 Further information on hygienic butterfly valves

The use of the booster cylinder in potentially explosive environments is permitted only up to a maximum control air pressure of 4.0 bar. A control air pressure above 4.0 bar is an impermissible operating condition.

4.4 Further information on VESTA sterile valves

4.4.1 Spare parts

When ordering spare parts, it is essential that this addition is included in the type name. In the spare parts lists, spare parts that deviate from the standard are marked with the following symbol:



4.5 Scope

ATEX 2014/34/EU

If the VARIVENT / ECOVENT / D-tec / VESTA valves and hygienic butterfly valves are used in areas with a potentially explosive atmosphere, you must absolutely comply with directive ATEX with respect to all ignition hazards.

The VESTA sterile valves are basically intended for operation in zone 1/21 and 2/22.

Substances of explosion group IIC and isolating substances are generally not permitted.

These restrictions are considered to be additional restrictions to the EX marking.

Any application area beyond is not permitted.

4.6 Feedback and control top

Only appropriately approved EX sensors may be used in explosion-hazarded zones. The following control modules can be used for EX applications.

Valve type	Control top to be used	Suitability
VARIVENT D-tec stem diaphragm valve Hygienic butterfly valve Hygienic leakage butterfly valve ECOVENT	Control top E-20	Device of group II, ex- zone1/21 gases and dust
VESTA XL	Control top S...E	Device of group II, ex- zone1/21 gases and dust

The information and markings of the corresponding operating instructions must be observed.

5 Manufacturer's declarations and declarations of conformity

5.1 Declaration of Conformity, VARIVENT hygienic valves

Engineering
for a better
world.

EU Declaration of Conformity according to ATEX 2014/34/EU

Manufacturer: **GEA Tuchenhagen GmbH**
Am Industriepark 2-10
21514 Büchen, Germany

We hereby declare that the devices named below

Model: VARIVENT®

Type: N, U, C, Y, D, B, R, K, T_R, L, W, X, POW

Design: Valid for all types without control module and without proximity switch
Also valid for design variants with lifting actuator (with and without spray cleaning)
Type N with bellow valid only for types with stainless-steel bellows (N_A/S)

due to their design and construction as well as in the versions sold by us, meet the basic safety and health requirements of the following guideline:

Relevant EC directives: 2014/34/EU ATEX

Identification:   -II 2G Ex h IIB T3...T6 Gb X
-II 2D Ex h IIB T135°C Db X

In the inner valve housing (product area) the equipment does not have a potential ignition source and does not fall within the scope of the directive ATEX 2014/34/EU. In the outside area (e.g. lantern, actuator) the equipment may be used only up to the Ex-range mentioned.

Applicable harmonized standards: EN 1127-1:2019-10
EN ISO 80079-36:2016-12
EN ISO 80079-37:2016-12

Other applied standards and technical specifications: TRGS 727:2016-01

Remarks:

- The ATEX operating instructions including the intended use and safety instructions defined therein must be observed.
- Electrical / electronic and other devices and components in connection and application with the above devices must undergo a separate conformity assessment according to ATEX.
- Substances of the explosion subgroup IIC and insulating substances are not allowed.
- The air/air actuator in Ex-design may be used in zone 1/21 and 2/22.
- X: Specific operating conditions such as operating and surface temperatures as well as change intervals for the actuator must be observed and can be found in the operating instructions.

Person authorized for compilation and handover of technical documentation: **GEA Tuchenhagen GmbH**
Am Industriepark 2-10
21514 Büchen, Germany

Büchen, 7 August 2025



Sören de Boon
Senior Vice President
CEO BU Valves & Pumps



i.V. Stephan Dirks
Senior Director Product Engineering & Development
Business Line Hygienic Valves / BU Valves & Pumps

1/1

Figure 5-1 - Declaration of Conformity according to ATEX 2014/34/EU, VARIVENT hygienic valves

Translated copy of the EU Declaration of Conformity according to ATEX 2014/34/EU

EU Declaration of Conformity according to ATEX 2014/34/EU

Manufacturer: GEA Tuchenhagen GmbH
Am Industriepark 2-10
21514 Büchen, Germany

We hereby declare that the valves named below

Designation: VARIVENT®

Type: N, U, C, Y, D, B, R, K, T_R, L, W, X, POW

Version: Valid for all types without control module and without feedback initiator
Valid also for models with lifting actuator (with and without spray cleaning)
Type N with bellows only valid for versions with stainless steel bellows (N_A/S)

due to its design and construction as well as in the versions sold by us, meet the basic safety and health requirements of the following guideline:

Relevant EC directives: 2014/34/EU ATEX

Identification:   -/II 2G Ex h IIB T3...T6 Gb X
-/II 2D Ex h IIIB T135°C Db X

The devices does not have a potential ignition source on the interior of the valve housing (area in contact with product) and do not fall within the scope of the ATEX 2014/34/EU directive. In the exterior area (e.g. lantern, actuator) the device may be used only up to the specified Ex-zone.

Applicable harmonized standards, in particular: EN 1127-1:2019-10
EN ISO 80079-36:2016-12
EN ISO 80079-37:2016-12

Other applied standards and technical specifications: TRGS 727:2016-01

Remarks:

- The ATEX operating instructions including the intended use and safety instructions defined therein must be observed.
- Electrical/electronic and other devices and components in connection with the above devices must undergo a separate conformity assessment in accordance with ATEX.
- Substances of explosion group IIC and isolating substances are not permitted.
- The air/air actuator in Ex-version is intended for operation in zone 1/21 and 2/22.
- X: Specific operating conditions such as operating and surface temperatures as well as switching interval of the actuator must be observed and can be found in the operating instructions.

EU Declaration of Conformity according to ATEX 2014/34/EU

Person authorised for compilation and handover of technical documentation: GEA Tuchenhagen GmbH
Am Industriepark 2-10
21514 Büchen, Germany

Büchen, 7 August 2025

Sören de Boon
Senior Vice President
CEO BU Valves & Pumps

Signed by Stephan Dirks
Senior Director Product Engineering & Development
Business Line Hygienic Valves / BU Valves & Pumps

5.2 Declaration of Conformity, VARIVENT sampling valves



EU Declaration of Conformity according to ATEX 2014/34/EU

Manufacturer: **GEA Tuchenhagen GmbH
Am Industriepark 2-10
21514 Büchen, Germany**

We hereby declare that the devices named below

Model: VARIVENT® Sampling Valves

Type: T/09, IT, TSVN, TSVU

**Design: Valid for all types without control module and without proximity switch
Also valid for design variants with lifting actuator (with and without spray cleaning)**

due to their design and construction as well as in the versions sold by us, meet the basic safety and health requirements of the following guideline:

Relevant EC directives: 2014/34/EU ATEX

Identification: **CE Ex -II 2G Ex h IIB T3...T6 Gb X
-II 2D Ex h IIB T135°C Db X**

In the inner valve housing (product area) the equipment does not have a potential ignition source and does not fall within the scope of the directive ATEX 2014/34/EU. In the outside area (e.g. lantern, actuator) the equipment may be used only up to the Ex-range mentioned.


Applicable harmonized standards: EN 1127-1:2019-10
EN ISO 80079-36:2016-12
EN ISO 80079-37:2016-12

Other applied standards and technical specifications: TRGS 727:2016-01

- Remarks:
- The ATEX operating instructions including the intended use and safety instructions defined therein must be observed.
 - Electrical / electronic and other devices and components in connection and application with the above devices must undergo a separate conformity assessment according to ATEX.
 - Substances of the explosion subgroup IIC and insulating substances are not allowed.
 - X: Specific operating conditions such as operating and surface temperatures as well as change intervals for the actuator must be observed and can be found in the operating instructions.

Person authorized for compilation and handover of technical documentation: **GEA Tuchenhagen GmbH
Am Industriepark 2-10
21514 Büchen, Germany**

Büchen, 7 August 2025


Sören de Boon
Senior Vice President
CEO BU Valves & Pumps



i.V. Stephan Dirks
Senior Director Product Engineering & Development
Business Line Hygienic Valves / BU Valves & Pumps

Figure 5-2 - Declaration of Conformity according to ATEX 2014/34/EU, VARIVENT sampling valves

Translated copy of the EU Declaration of Conformity according to ATEX 2014/34/EU

EU Declaration of Conformity according to ATEX 2014/34/EU

Manufacturer: GEA Tuchenhagen GmbH
Am Industriepark 2-10
21514 Büchen, Germany

We hereby declare that the valves named below

Designation: VARIVENT® sampling valves

Type: T/09, IT, TSVN, TSVU

Version: Valid for all types without control module and without feedback initiator
Valid also for models with lifting actuator (with and without spray cleaning)

due to its design and construction as well as in the versions sold by us, meet the basic safety and health requirements of the following guideline:

Relevant EC directives: 2014/34/EU ATEX

Identification:   -/II 2G Ex h IIB T3...T6 Gb X
-/II 2D Ex h IIIB T135°C Db X

The devices does not have a potential ignition source on the interior of the valve housing (area in contact with product) and do not fall within the scope of the ATEX 2014/34/EU directive. In the exterior area (e.g. lantern, actuator) the device may be used only up to the specified Ex-zone.

Applicable harmonized standards, in particular: EN 1127-1:2019-10
EN ISO 80079-36:2016-12
EN ISO 80079-37:2016-12

Other applied standards and technical specifications: TRGS 727:2016-01

Remarks:

- The ATEX operating instructions including the intended use and safety instructions defined therein must be observed.
- Electrical/electronic and other devices and components in connection with the above devices must undergo a separate conformity assessment in accordance with ATEX.
- Substances of explosion group IIC and isolating substances are not permitted.
- X: Specific operating conditions such as operating and surface temperatures as well as switching interval of the actuator must be observed and can be found in the operating instructions.

EU Declaration of Conformity according to ATEX 2014/34/EU

Person authorised for compilation and handover of technical documentation: GEA Tuchenhagen GmbH
Am Industriepark 2-10
21514 Büchen, Germany

Büchen, 7 August 2025

Sören de Boon
Senior Vice President
CEO BU Valves & Pumps

Signed by Stephan Dirks
Senior Director Product Engineering & Development
Business Line Hygienic Valves / BU Valves & Pumps

5.3 Declaration of Conformity, VARIVENT overflow valve



**Engineering
for a better
world.**

EU Declaration of Conformity according to ATEX 2014/34/EU

Manufacturer: **GEA Tuchenhagen GmbH
Am Industriepark 2-10
21514 Büchen, Germany**

We hereby declare that the devices named below

Model: VARIVENT® Overflow Valve

Type: Q

Design: with Actuators F-CJ, M11, M12, M1, M2, M3/ex, M4/ex
Valid for all types without control module and without proximity switch.

due to their design and construction as well as in the versions sold by us, meet the basic safety and health requirements of the following guideline:

Relevant EC directives: 2014/34/EU ATEX

Identification:   -II 2G Ex h IIB T3...T6 Gb X
-II 2D Ex h IIB T135°C Db X

In the inner valve housing (product area) the equipment does not have a potential ignition source and does not fall within the scope of the directive ATEX 2014/34/EU. In the outside area (e.g. lantern, actuator) the equipment may be used only up to the Ex-range mentioned.

Applicable harmonized standards: EN 1127-1:2019-10
EN ISO 80079-36:2016-12
EN ISO 80079-37:2016-12

Other applied standards and technical specifications: TRGS 727:2016-01

Remarks:

- The ATEX operating instructions including the intended use and safety instructions defined therein must be observed.
- Electrical / electronic and other devices and components in connection and application with the above devices must undergo a separate conformity assessment according to ATEX.
- Substances of the explosion subgroup IIC and insulating substances are not allowed.
- X: Specific operating conditions such as operating and surface temperatures as well as change intervals for the actuator must be observed and can be found in the operating instructions.

Person authorized for compilation and handover of technical documentation: **GEA Tuchenhagen GmbH
Am Industriepark 2-10
21514 Büchen, Germany**

Büchen, 7 August 2025



Sören de Boon
Senior Vice President
CEO BU Valves & Pumps



i.V. Stéphan Dirks
Senior Director Product Engineering & Development
Business Line Hygienic Valves / BU Valves & Pumps

1/1

Figure 5-3 - Declaration of Conformity according to ATEX 2014/34/EU, VARIVENT overflow valve

Translated copy of the EU Declaration of Conformity according to ATEX 2014/34/EU

EU Declaration of Conformity according to ATEX 2014/34/EU

Manufacturer: GEA Tuchenhagen GmbH
Am Industriepark 2-10
21514 Büchen, Germany

We hereby declare that the valves named below

Designation: VARIVENT® overflow valve

Type: Q

Version: with actuators F-CJ, M11, M12, M1, M2, M3/ex, M4/ex
Valid for all types without control module and without feedback initiator

due to its design and construction as well as in the versions sold by us, meet the basic safety and health requirements of the following guideline:

Relevant EC directives: 2014/34/EU ATEX

Identification:   -/II 2G Ex h IIB T3...T6 Gb X
-/II 2D Ex h IIIB T135°C Db X

The devices does not have a potential ignition source on the interior of the valve housing (area in contact with product) and do not fall within the scope of the ATEX 2014/34/EU directive. In the exterior area (e.g. lantern, actuator) the device may be used only up to the specified Ex-zone.

Applicable harmonized standards, in particular: EN 1127-1:2019-10
EN ISO 80079-36:2016-12
EN ISO 80079-37:2016-12

Other applied standards and technical specifications: TRGS 727:2016-01

Remarks:

- The ATEX operating instructions including the intended use and safety instructions defined therein must be observed.
- Electrical/electronic and other devices and components in connection with the above devices must undergo a separate conformity assessment in accordance with ATEX.
- Substances of explosion group IIC and isolating substances are not permitted.
- X: Specific operating conditions such as operating and surface temperatures as well as switching interval of the actuator must be observed and can be found in the operating instructions.

EU Declaration of Conformity according to ATEX 2014/34/EU

Person authorised for compilation and handover of technical documentation: GEA Tuchenhagen GmbH
Am Industriepark 2-10
21514 Büchen, Germany

Büchen, 7 August 2025

Sören de Boon
Senior Vice President
CEO BU Valves & Pumps

Signed by Stephan Dirks
Senior Director Product Engineering & Development
Business Line Hygienic Valves / BU Valves & Pumps

Translated copy of the manufacturer's declaration regarding the non-relevance of ATEX 2014/34/EU

Declaration of Manufacturer regarding the non-relevance of ATEX 2014/34/EU

Manufacturer: GEA Tuchenhagen GmbH
Am Industriepark 2-10
21514 Büchen, Germany

We hereby declare that the valves named below

Designation: VARIVENT® vacuum valve

Type: V/ex

Version: Steel valve disk
Valve disk is grounded by the grounding cable
Housing cover made from antistatic plastic

due to its design and construction as well as in the versions sold by us, meet the basic safety and health requirements of the following guideline:

Relevant EC directives: 2014/34/EU ATEX

The devices do not have their own potential ignition source and do not fall within the scope of ATEX 2014/34/EU. The valves may be used in areas with potentially explosive atmospheres.

Applicable harmonized standards, in particular: EN 1127-1:2019-10
EN ISO 80079-36:2016-12
EN ISO 80079-37:2016-12

Other applied standards and technical specifications: TRGS 727:2016-01

Remarks:

- The ATEX operating instructions including the intended use and safety instructions defined therein must be observed.
- Electrical / electronic and other devices and components in connection and use with the above devices must undergo a separate conformity assessment according to ATEX.
- Substances of explosion group IIC and isolating substances are not permitted.
- The device is intended inside the housing (areas in contact with the product) for operation in the following zones 0, 1 and 2.
- In the exterior area (e.g. external vacuum housing) the device is intended for operation in the following zones 1, 2.

Person authorised for compilation and handover of technical documentation: GEA Tuchenhagen GmbH
Am Industriepark 2-10
21514 Büchen, Germany

Büchen, 7 August 2025

Sören de Boon
Senior Vice President
CEO BU Valves & Pumps

Signed by Stephan Dirks
Senior Director Product Engineering & Development
Business Line Hygienic Valves / BU Valves & Pumps

5.5 Manufacturer's declaration, VARIVENT control valve



Declaration of Manufacturer regarding the non- relevance of ATEX 2014/34/EU

Manufacturer: **GEA Tuchenhagen GmbH
Am Industriepark 2-10
21514 Büchen, Germany**

We hereby declare that the devices named below

Model: VARIVENT® Modulating Control Valve

Type: S

Design: Valid for all types without actuator and feedback switches.

due to their design and construction as well as in the versions sold by us, meet the basic safety and health requirements of the following guideline:

Relevant EC directives: 2014/34/EU ATEX

The equipment does not have a potential ignition source and ATEX 2014/34/EU is not applicable. The valves may be used in areas where explosive atmospheres exist.

Applicable harmonized standards: EN 1127-1:2019-10
EN ISO 80079-36:2016-12
EN ISO 80079-37:2016-12

Other applied standards and technical specifications: TRGS 727:2016-01

- Remarks:
- The ATEX operating instructions including the intended use and safety instructions defined therein must be observed.
 - Electrical / electronic and other devices and components in connection and application with the above devices must undergo a separate conformity assessment according to ATEX.
 - Substances of the explosion subgroup IIC and insulating substances are not allowed.
 - The actuators type S and the feedback switches have to undergo a separate assessment of conformity.
 - Additional hazards caused by the installation of these components in the valve are not given.

Person authorized for compilation and handover of technical documentation:

**GEA Tuchenhagen GmbH
Am Industriepark 2-10
21514 Büchen, Germany**

Büchen, 7 August 2025

Sören de Boon
Senior Vice President
CEO BU Valves & Pumps

i.V. Stephan Dirks
Senior Director Product Engineering & Development
Business Line Hygienic Valves / BU Valves & Pumps

Figure 5-5 - Declaration of Manufacturer regarding the non-relevance of ATEX 2014/34/EU, VARIVENT control valve

Translated copy of the manufacturer's declaration regarding the non-relevance of ATEX 2014/34/EU

Declaration of Manufacturer regarding the non-relevance of ATEX 2014/34/EU

Manufacturer: GEA Tuchenhagen GmbH
Am Industriepark 2-10
21514 Büchen, Germany

We hereby declare that the valves named below

Designation: VARIVENT® control valve

Type: S

Version: Valid for all types without actuator and feedback initiator.

due to its design and construction as well as in the versions sold by us, meet the basic safety and health requirements of the following guideline:

Relevant EC directives: 2014/34/EU ATEX

The devices do not have their own potential ignition source and do not fall within the scope of ATEX 2014/34/EU. The valves may be used in areas with potentially explosive atmospheres.

Applicable harmonized standards, in particular: EN 1127-1:2019-10
EN ISO 80079-36:2016-12
EN ISO 80079-37:2016-12

Other applied standards and technical specifications: TRGS 727:2016-01

Remarks:

- The ATEX operating instructions including the intended use and safety instructions defined therein must be observed.
- Electrical / electronic and other devices and components in connection and use with the above devices must undergo a separate conformity assessment according to ATEX.
- Substances of explosion group IIC and isolating substances are not permitted.
- The type S actuators and the feedback switches must undergo a separate conformity assessment according to ATEX.
- No additional hazards caused by the installation of these devices arise at the valve.

Person authorised for compilation and handover of technical documentation: GEA Tuchenhagen GmbH
Am Industriepark 2-10
21514 Büchen, Germany

Büchen, 7 August 2025

Sören de Boon
Senior Vice President
CEO BU Valves & Pumps

Signed by Stephan Dirks
Senior Director Product Engineering & Development
Business Line Hygienic Valves / BU Valves & Pumps

5.6 Declaration of Conformity, ECOVENT



EU Declaration of Conformity according to ATEX 2014/34/EU

Manufacturer: **GEA Tuchenhagen GmbH
Am Industriepark 2-10
21514 Büchen, Germany**

We hereby declare that the devices named below

Model: ECOVENT®

Type: N/ECO, W/ECO, N/ECO DN10/15, W/ECO DN10/15

Design: Valid for all types without control module and without proximity switch.

due to their design and construction as well as in the versions sold by us, meet the basic safety and health requirements of the following guideline:

Relevant EC directives: 2014/34/EU ATEX

Identification:   -II 2G Ex h IIB T3...T6 Gb X
-II 2D Ex h IIB T135°C Db X

In the inner valve housing (product area) the equipment does not have a potential ignition source and does not fall within the scope of the directive ATEX 2014/34/EU. In the outside area (e.g. lantern, actuator) the equipment may be used only up to the Ex-range mentioned.


Applicable harmonized standards: EN 1127-1:2019-10
EN ISO 80079-36:2016-12
EN ISO 80079-37:2016-12

Other applied standards and technical specifications: TRGS 727:2016-01

- Remarks:
- The ATEX operating instructions including the intended use and safety instructions defined therein must be observed.
 - Electrical / electronic and other devices and components in connection and application with the above devices must undergo a separate conformity assessment according to ATEX.
 - Substances of the explosion subgroup IIC and insulating substances are not allowed.
 - X: Specific operating conditions such as operating and surface temperatures as well as change intervals for the actuator must be observed and can be found in the operating instructions.

Person authorized for compilation and handover of technical documentation: **GEA Tuchenhagen GmbH
Am Industriepark 2-10
21514 Büchen, Germany**

Büchen, 7 August 2025


Sören de Boon
Senior Vice President
CEO BU Valves & Pumps



i.V. Stephan Dirks
Senior Director Product Engineering & Development
Business Line Hygienic Valves / BU Valves & Pumps

Figure 5-6 - Declaration of Conformity according to ATEX 2014/34/EU, ECOVENT

Translated copy of the EU Declaration of Conformity according to ATEX 2014/34/EU

EU Declaration of Conformity according to ATEX 2014/34/EU

Manufacturer: GEA Tuchenhagen GmbH
Am Industriepark 2-10
21514 Büchen, Germany

We hereby declare that the valves named below

Designation: ECOVENT®

Type: N/ECO, W/ECO, N/ECO DN10/15, W/ECO
DN10/15

Version: Valid for all types without control module and without feedback initiator

due to its design and construction as well as in the versions sold by us, meet the basic safety and health requirements of the following guideline:

Relevant EC directives: 2014/34/EU ATEX

Identification:   -/II 2G Ex h IIB T3...T6 Gb X
-/II 2D Ex h IIIB T135°C Db X

Inside the housing (areas in contact with the product), the devices do not have their own potential ignition source and do not fall within the scope of ATEX 2014/34/EU. In the exterior area (e.g. lantern, actuator) the devices may be used only up to the specified Ex-zone.

Applicable harmonized standards, in particular: EN 1127-1:2019-10
EN ISO 80079-36:2016-12
EN ISO 80079-37:2016-12

Other applied standards and technical specifications: TRGS 727:2016-01

Remarks:

- The ATEX operating instructions including the intended use and safety instructions defined therein must be observed.
- Electrical / electronic and other devices and components in connection and use with the above devices must undergo a separate conformity assessment according to ATEX.
- Substances of explosion group IIC and isolating substances are not permitted.
- X: Specific operating conditions such as operating and surface temperatures as well as switching interval of the drives must be observed and can be found in the operating instructions

EU Declaration of Conformity according to ATEX 2014/34/EU

Person authorised for compilation and handover of technical documentation: GEA Tuchenhagen GmbH
Am Industriepark 2-10
21514 Büchen, Germany

Büchen, 7 August 2025

Sören de Boon
Senior Vice President
CEO BU Valves & Pumps

Signed by Stephan Dirks
Senior Director Product Engineering & Development
Business Line Hygienic Valves / BU Valves & Pumps

5.7 Declaration of Conformity, GEA hygienic butterfly valves / leakage butterfly valves



EU Declaration of Conformity according to ATEX 2014/34/EU

Manufacturer: **GEA Tuchenhagen GmbH**
Am Industriepark 2-10
21514 Büchen, Germany

We hereby declare that the devices named below

Model: GEA Hygienic Butterfly Valves
GEA Hygienic Leakage Butterfly Valves

Type: 711 -788
988

Design: Valid for all types without control module and without proximity switch.
Valid only for types with IGLIDUR-F friction-bearings.
Also valid for design variants with booster cylinder; two- position cylinder; LOTO disc lock and extension.

due to their design and construction as well as in the versions sold by us, meet the basic safety and health requirements of the following guideline:

Relevant EC directives: 2014/34/EU ATEX

Identification:   -II 2G Ex h IIB T3...T6 Gb X
-II 2D Ex h IIB T135°C Db X

In the inner valve housing (product area) the equipment does not have a potential ignition source and does not fall within the scope of the directive ATEX 2014/34/EU. In the outside area (e.g. lantern, actuator) the equipment may be used only up to the Ex-range mentioned.


Applicable harmonized standards: EN 1127-1:2019-10
EN ISO 80079-36:2016-12
EN ISO 80079-37:2016-12

Other applied standards and technical specifications: TRGS 727:2016-01

- Remarks:
- The ATEX operating instructions including the intended use and safety instructions defined therein must be observed.
 - Electrical / electronic and other devices and components in connection and application with the above devices must undergo a separate conformity assessment according to ATEX.
 - Substances of the explosion subgroup IIC and insulating substances are not allowed.
 - X: Specific operating conditions such as operating and surface temperatures as well as change intervals for the actuator must be observed and can be found in the operating instructions.

Person authorized for compilation and handover of technical documentation: **GEA Tuchenhagen GmbH**
Am Industriepark 2-10
21514 Büchen, Germany

Büchen, 7 August 2025


Sören de Boon
Senior Vice President
CEO BU Valves & Pumps



i.V. Stephan Dirks
Senior Director Product Engineering & Development
Business Line Hygienic Valves / BU Valves & Pumps

Figure 5-7 - Declaration of Conformity according to ATEX 2014/34/EU, hygienic butterfly valves / hygienic leakage butterfly valves

Translated copy of the EU Declaration of Conformity according to ATEX 2014/34/EU

EU Declaration of Conformity according to ATEX 2014/34/EU

Manufacturer: GEA Tuchenhagen GmbH
Am Industriepark 2-10
21514 Büchen, Germany

We hereby declare that the valves named below


Designation: GEA Hygienic butterfly valve
GEA Hygienic leakage butterfly valve

Type: 711- 788
988

Version: Valid for all types without control module and without feedback initiator.
Only valid for models with IGLIDUR-F plain bearing.
Valid also for types with booster cylinder, two-position stop, LOTO and extensions.

due to its design and construction as well as in the versions sold by us, meet the basic safety and health requirements of the following guideline:

Relevant EC directives: 2014/34/EU ATEX

Identification:   -/II 2G Ex h IIB T3...T6 Gb X
-/II 2D Ex h IIIB T135°C Db X

The devices do not have their own potential ignition source and do not fall within the scope of ATEX 2014/34/EU. The valves may be used in areas with potentially explosive atmospheres.

Applicable harmonized standards, in particular: EN 1127-1:2019-10
EN ISO 80079-36:2016-12
EN ISO 80079-37:2016-12

Other applied standards and technical specifications: TRGS 727:2016-01

Remarks:

- The ATEX operating instructions including the intended use and safety instructions defined therein must be observed.
- Electrical / electronic and other devices and components in connection and use with the above devices must undergo a separate conformity assessment according to ATEX.
- Substances of explosion group IIC and isolating substances are not permitted.
- X: Specific operating conditions such as operating and surface temperatures as well as switching interval of the drives must be observed and can be found in the operating instructions

EU Declaration of Conformity according to ATEX 2014/34/EU


Person authorised for compilation and handover of technical documentation: GEA Tuchenhagen GmbH
Am Industriepark 2-10
21514 Büchen, Germany

Büchen, 7 August 2025

Sören de Boon
Senior Vice President
CEO BU Valves & Pumps

Signed by Stephan Dirks
Senior Director Product Engineering & Development
Business Line Hygienic Valves / BU Valves & Pumps

5.8 Manufacturer's declaration, GEA hygienic butterfly valves / leakage butterfly valves



GEA Engineering
for a better world.

Declaration of Manufacturer regarding the non- relevance of ATEX 2014/34/EU

Manufacturer: **GEA Tuchenhagen GmbH**
Am Industriepark 2-10
21514 Büchen, Germany

We hereby declare that the devices named below

Model: **GEA Hygienic Butterfly Valves with Manual Actuator**
GEA Hygienic Leakage Butterfly Valves with Manual Actuator

Type: **711-788**
988

Design: **Valid for types with manual actuator and without proximity switch.**
Valid only for types with IGLIDUR-F friction-bearings.
Valid for design variants with LOTO disc lock and extension.

due to their design and construction as well as in the versions sold by us, meet the basic safety and health requirements of the following guideline:

Relevant EC directives: 2014/34/EU ATEX

The equipment does not have a potential ignition source and ATEX 2014/34/EU is not applicable.
The valves may be used in areas where explosive atmospheres exist.

Applicable harmonized standards: EN 1127-1:2019-10
EN ISO 80079-36:2016-12
EN ISO 80079-37:2016-12


Other applied standards and technical specifications: TRGS 727:2016-01

Remarks:


- The ATEX operating instructions including the intended use and safety instructions defined therein must be observed.
- Electrical / electronic and other devices and components in connection and application with the above devices must undergo a separate conformity assessment according to ATEX.
- Substances of the explosion subgroup IIC and insulating substances are not allowed.
- Intended use in the inner valve housing (product area) of the equipment is zone for gas: 0, 1, 2 and for dust 20, 21, 22.
- Intended use in the outside area (e.g. lantern, actuator) of the equipment is zone for gas: 1, 2 and for dust 21, 22.

Person authorized for compilation and handover of technical documentation: **GEA Tuchenhagen GmbH**
Am Industriepark 2-10
21514 Büchen, Germany

Büchen, 7 August 2025



Sören de Boon
Senior Vice President
CEO BU Valves & Pumps



i.V. Stephan Dirks
Senior Director Product Engineering & Development
Business Line Hygienic Valves / BU Valves & Pumps

1/1

Figure 5-8 - Declaration of Manufacturer regarding the non-relevance of ATEX 2014/34/EU, hygienic butterfly valves / hygienic leakage butterfly valves

Translated copy of the manufacturer's declaration regarding the non-relevance of ATEX 2014/34/EU

Declaration of Manufacturer regarding the non-relevance of ATEX 2014/34/EU

Manufacturer: GEA Tuchenhagen GmbH
Am Industriepark 2-10
21514 Büchen, Germany

We hereby declare that the valves named below

Designation: GEA hygienic butterfly valve with manual actuator
GEA hygienic leakage butterfly valve with manual actuator

Type: 711-788
988

Version: Valid for types with manual actuator and without feedback initiator
Only valid for models with IGLIDUR-F plain bearing.
Valid for types with LOTO and extensions.

due to its design and construction as well as in the versions sold by us, meet the basic safety and health requirements of the following guideline:

Relevant EC directives: 2014/34/EU ATEX

The devices do not have their own potential ignition source and do not fall within the scope of ATEX 2014/34/EU. The valves may be used in areas with potentially explosive atmospheres.

Applicable harmonized standards, in particular: EN 1127-1:2019-10
EN ISO 80079-36:2016-12
EN ISO 80079-37:2016-12

Other applied standards and technical specifications: TRGS 727:2016-01

Remarks:

- The ATEX operating instructions including the intended use and safety instructions defined therein must be observed.
- Electrical / electronic and other devices and components in connection and use with the above devices must undergo a separate conformity assessment according to ATEX.
- Substances of explosion group IIC and isolating substances are not permitted.
- The device is intended inside the housing (areas in contact with the product) for operation in the following zones for gas 0, 1 and 2, and for dust 20, 21 and 22.
- In the exterior area (e.g. lantern, actuator) the device is intended for operation in zones for gas 1, 2 and for dust 21, 22.

Person authorised for compilation and handover of technical documentation: GEA Tuchenhagen GmbH
Am Industriepark 2-10
21514 Büchen, Germany

Declaration of Manufacturer regarding the non-relevance of ATEX 2014/34/EU

Büchen, 7 August 2025

Sören de Boon
Senior Vice President
CEO BU Valves & Pumps

Signed by Stephan Dirks
Senior Director Product Engineering & Development
Business Line Hygienic Valves / BU Valves & Pumps

5.9 Declaration of Conformity, D-tec



EU Declaration of Conformity according to ATEX 2014/34/EU

Manufacturer: **GEA Tuchenhagen GmbH**
Am Industriepark 2-10
21514 Büchen, Germany

We hereby declare that the devices named below

Model: D-tec®

Type: N/DV, W/DV

Design: Valid for all types without control module and without proximity switch.

due to their design and construction as well as in the versions sold by us, meet the basic safety and health requirements of the following guideline:

Relevant EC directives: 2014/34/EU ATEX

Identification:   II 2G Ex h IIB T3...T6 Gb X
II 2D Ex h IIIB T135°C Db X

In the inner valve housing (product area) and in the outside area (e.g. lantern, actuator) the equipment may be used only up to the Ex-range mentioned.

Applicable harmonized standards: EN 1127-1:2019-10
EN ISO 80079-36:2016-12
EN ISO 80079-37:2016-12

Other applied standards and technical specifications: TRGS 727:2016-01

- Remarks:
- The ATEX operating instructions including the intended use and safety instructions defined therein must be observed.
 - Electrical / electronic and other devices and components in connection and application with the above devices must undergo a separate conformity assessment according to ATEX.
 - Substances of the explosion subgroup IIC and insulating substances are not allowed.
 - The air/air actuator in Ex-design may be used in zone 1/21 and 2/22.
 - X: Specific operating conditions such as operating and surface temperatures as well as change intervals for the actuator must be observed and can be found in the operating instructions.

Person authorized for compilation and handover of technical documentation:

GEA Tuchenhagen GmbH
Am Industriepark 2-10
21514 Büchen, Germany

Büchen, 7 August 2025

Sören de Boon
Senior Vice President
CEO BU Valves & Pumps

i.V. Stephan Dirks
Senior Director Product Engineering & Development
Business Line Hygienic Valves / BU Valves & Pumps

Figure 5-9 - Declaration of Conformity according to ATEX 2014/34/EU, D-tec

Translated copy of the EU Declaration of Conformity according to ATEX 2014/34/EU

EU Declaration of Conformity according to ATEX 2014/34/EU

Manufacturer: GEA Tuchenhagen GmbH
Am Industriepark 2-10
21514 Büchen, Germany

We hereby declare that the valves named below

Designation: D-tec®

Type: N/DV, W/DV

Version: Valid for all types without control module and without feedback initiator.

due to its design and construction as well as in the versions sold by us, meet the basic safety and health requirements of the following guideline:

Relevant EC directives: 2014/34/EU ATEX

Identification:   -/II 2G Ex h IIB T3...T6 Gb X
-/II 2D Ex h IIIB T135°C Db X

In the inner valve housing (area in contact with product) and in the exterior area (e.g. lantern, actuator) the device may be used only up to the specified Ex-zone.

Applicable harmonized standards, in particular: EN 1127-1:2019-10
EN ISO 80079-36:2016-12
EN ISO 80079-37:2016-12

Other applied standards and technical specifications: TRGS 727:2016-01

Remarks:

- The ATEX operating instructions including the intended use and safety instructions defined therein must be observed.
- Electrical / electronic and other devices and components in connection and use with the above devices must undergo a separate conformity assessment according to ATEX.
- Substances of explosion group IIC and isolating substances are not permitted.
- The air/air actuator as ex-type is intended for operation in zone 1/21 and 2/ 22.
- X: Specific operating conditions such as operating and surface temperatures as well as switching interval of the drives must be observed and can be found in the operating instructions

EU Declaration of Conformity according to ATEX 2014/34/EU

Person authorised for compilation and handover of technical documentation: GEA Tuchenhagen GmbH
Am Industriepark 2-10
21514 Büchen, Germany

Büchen, 7 August 2025

Sören de Boon
Senior Vice President
CEO BU Valves & Pumps

Signed by Stephan Dirks
Senior Director Product Engineering & Development
Business Line Hygienic Valves / BU Valves & Pumps

Translated copy of the manufacturer's declaration regarding the non-relevance of ATEX 2014/34/EU

Declaration of Manufacturer regarding the non-relevance of ATEX 2014/34/EU

Manufacturer: GEA Tuchenhagen GmbH
Am Industriepark 2-10
21514 Büchen, Germany

We hereby declare that the valves named below

Designation: D-tec®

Type: N/DV, W/DV

Version: Valid for all version with manual actuator and without electrically connected devices/components.

due to its design and construction as well as in the versions sold by us, meet the basic safety and health requirements of the following guideline:

Relevant EC directives: 2014/34/EU ATEX

Manually operated valves do not fall within the scope of application of ATEX 2014/34/EU and do not have their own potential ignition source when used as intended. The valves may be used in areas with potentially explosive atmospheres under consideration of the remarks.

Applicable harmonized standards, in particular: EN 1127-1:2019-10
EN ISO 80079-36:2016-12
EN ISO 80079-37:2016-12

Other applied standards and technical specifications: TRGS 727:2016-01

Remarks:

- The device is intended only for operation in zone 1/21 and 2/22.
- The ATEX operating instructions including the intended use and safety instructions defined therein must be observed.
- Electrical / electronic and other devices and components in connection and use with the above devices must undergo a separate conformity assessment according to ATEX.
- Substances of explosion group IIC and isolating substances are not permitted.


Person authorised for compilation and handover of technical documentation: GEA Tuchenhagen GmbH
Am Industriepark 2-10
21514 Büchen, Germany

Büchen, 7 August 2025

Sören de Boon
Senior Vice President
CEO BU Valves & Pumps

Signed by Stephan Dirks
Senior Director Product Engineering & Development
Business Line Hygienic Valves / BU Valves & Pumps

5.11 Declaration of Conformity, VESTA DN10-32, OD ½-1", ISO 13.5-33.7



GEA Engineering
for a better world.

EU Declaration of Conformity according to ATEX 2014/34/EU

Manufacturer: **GEA Tuchenhagen GmbH**
Am Industriepark 2-10
21514 Büchen, Germany

We hereby declare that the devices named below

Model: VESTA®



Type: H_A/T/M
H_A/T/F/M
H_A/M
H_A/I/M

Size: DN 10-32, OD ½"-1", ISO 13,5-33,7

Design: Valid for types with stainless-steel lantern/ stainless-steel actuator.
Valid for types without electrical devices and components.

due to their design and construction as well as in the versions sold by us, meet the basic safety and health requirements of the following guideline:

Relevant EC directives: 2014/34/EU ATEX

Identification:   II 2G Ex h IIB T3...T6 Gb X
II 2D Ex h IIIB T135°C Db X

In the inner valve housing (product area) and in the outside area (lantern and actuator) the equipment may be used only up to the Ex-range mentioned.

Applicable harmonized standards: EN 1127-1:2019-10
EN ISO 80079-36:2016-12
EN ISO 80079-37:2016-12


Other applied standards and technical specifications: TRGS 727:2016-01

Remarks:


- The ATEX operating instructions including the intended use and safety instructions defined therein must be observed.
- Electrical / electronic and other devices and components in connection and application with the above devices must undergo a separate conformity assessment according to ATEX.
- Substances of the explosion subgroup IIC and insulating substances are not allowed.
- X: Specific operating conditions such as operating and surface temperatures as well as change intervals for the actuator must be observed and can be found in the operating instructions.

Person authorized for compilation and handover of technical documentation: **GEA Tuchenhagen GmbH**
Am Industriepark 2-10
21514 Büchen, Germany

Büchen, 7 August 2025



Sören de Boon
Senior Vice President
CEO BU Valves & Pumps



i.V. Stephan Dirks
Senior Director Product Engineering & Development
Business Line Hygienic Valves / BU Valves & Pumps

1/1

Figure 5-11 - Declaration of Conformity, in accordance with ATEX 2014/34/EU, VESTA DN10-32, OD ½-1", ISO 13.5-33.7

Translated copy of the EU Declaration of Conformity according to ATEX 2014/34/EU

EU Declaration of Conformity according to ATEX 2014/34/EU

Manufacturer: GEA Tuchenhagen GmbH
Am Industriepark 2-10
21514 Büchen, Germany

We hereby declare that the valves named below

Designation: VESTA®

Type: H_A/T/M
H_A/T/F/M
H_A/M
H_A/I/M

Size: DN 10-32, OD ½"-1", ISO 13.5-33.7

Version: Valid for types with stainless steel lantern/ stain-
less steel drive.
Valid for versions without electrical devices and
components.

due to its design and construction as well as in the versions sold by us, meet the basic safety and health
requirements of the following guideline:

Relevant EC directives: 2014/34/EU ATEX

Identification:   -II 2G Ex h IIB T3...T6 Gb X
-II 2D Ex h IIIB T135°C Db X

The devices may be used in the housing interior (area in contact with the product) and exterior (lantern
and actuator) up to the specified ex-area.

Applicable harmonized standards, in particular: EN 1127-1:2019-10
EN ISO 80079-36:2016-12
EN ISO 80079-37:2016-12

Other applied standards and technical specifica-
tions: TRGS 727:2016-01

EU Declaration of Conformity according to ATEX 2014/34/EU

Remarks:

- The ATEX operating instructions including the intended use and safety instructions defined therein must be observed.
- Electrical / electronic and other devices and components in connection and use with the above devices must undergo a separate conformity assessment according to ATEX.
- Substances of explosion group IIC and isolating substances are not permitted.
- X: Specific operating conditions such as operating and surface temperatures as well as switching interval of the drives must be observed and can be found in the operating instructions.

Person authorised for compilation and handover of technical documentation:


GEA Tuchenhagen GmbH
Am Industriepark 2-10
21514 Büchen, Germany

Büchen, 7 August 2025

Sören de Boon
Senior Vice President
CEO BU Valves & Pumps

Signed by Stephan Dirks
Senior Director Product Engineering & Development
Business Line Hygienic Valves / BU Valves & Pumps

5.12 Manufacturer's declaration, VESTA DN10-32, OD ½-1", ISO 13.5-33.7 with manual actuator

Engineering
for a better
world.

Declaration of Manufacturer regarding the non- relevance of ATEX 2014/34/EU

Manufacturer: **GEA Tuchenhagen GmbH**
Am Industriepark 2-10
21514 Büchen, Germany

We hereby declare that the devices named below

Model: VESTA®

Type: H_A/T/H
H_A/T/F/H
H_A/H
H_A/I/H

Size: DN 10-32, OD ½"-1", ISO 13,5-33,7

Design: Valid for types without electrical devices and components.
Valid for types with stainless-steel lantern.

due to their design and construction as well as in the versions sold by us, meet the basic safety and health requirements of the following guideline:

Relevant EC directives: 2014/34/EU ATEX

The ATEX 2014/34/EU is not applicable for manually operated valves and the equipment does not have a potential ignition source if used as designated. The valves may be used in areas with explosive atmospheres and are used in compliance with the remarks.

Applicable harmonized standards: EN 1127-1:2019-10
EN ISO 80079-36:2016-12
EN ISO 80079-37:2016-12

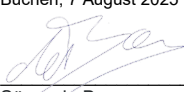
Other applied standards and technical specifications: TRGS 727:2016-01

Remarks:


- Intended use of the device is basically just zone 1/21 and 2/22.
- The ATEX operating instructions including the intended use and safety instructions defined therein must be observed.
- Electrical / electronic and other devices and components in connection and application with the above devices must undergo a separate conformity assessment according to ATEX.
- Substances of the explosion subgroup IIC and insulating substances are not allowed.
- Specific operating conditions such as operating and surface temperatures as well as change intervals for the actuator must be observed and can be found in the operating instructions.

Person authorized for compilation and handover of technical documentation: **GEA Tuchenhagen GmbH**
Am Industriepark 2-10
21514 Büchen, Germany

Büchen, 7 August 2025



Sören de Boon
Senior Vice President
CEO BU Valves & Pumps



i.V. Stephan Dirks
Senior Director Product Engineering & Development
Business Line Hygienic Valves / BU Valves & Pumps

1/1

Figure 5-12 - Declaration of Manufacturer regarding the non-relevance of ATEX 2014/34/ EU, VESTA DN10-32, OD ½-1", ISO 13.5-33.7 with manual actuator

Translated copy of the manufacturer's declaration regarding the non-relevance of ATEX 2014/34/EU

Declaration of Manufacturer regarding the non-relevance of ATEX 2014/34/EU

Manufacturer: GEA Tuchenhagen GmbH
Am Industriepark 2-10
21514 Büchen, Germany

We hereby declare that the valves named below

Designation: VESTA®

Type: H_A/T/H
H_A/T/F/H
H_A/H
H_A/I/H

Size: DN 10-32, OD ½"-1", ISO 13.5-33.7

Version: Valid for versions without electrical devices and components.
Valid for types with stainless steel lantern.

due to its design and construction as well as in the versions sold by us, meet the basic safety and health requirements of the following guideline:

Relevant EC directives: 2014/34/EU ATEX

The ATEX directive 2014/34/EU is not valid for manually actuated valves. The devices do not have a potential ignition source when used as intended. The valves may be used in explosion-hazarded zones when the remarks are taken into consideration.

Applicable harmonized standards, in particular: EN 1127-1:2019-10
EN ISO 80079-36:2016-12
EN ISO 80079-37:2016-12

Other applied standards and technical specifications: TRGS 727:2016-01

Remarks:

- The device is intended only for operation in zone 1/21 and 2/22.
- The ATEX operating instructions including the intended use and safety instructions defined therein must be observed.
- Electrical / electronic and other devices and components in connection and use with the above devices must undergo a separate conformity assessment according to ATEX.
- Substances of explosion group IIC and isolating substances are not permitted.
- X: Specific operating conditions such as operating and surface temperatures as well as switching interval of the drives must be observed and can be found in the operating instructions.

Declaration of Manufacturer regarding the non-relevance of ATEX 2014/34/EU

Person authorised for compilation and handover of technical documentation: GEA Tuchenhagen GmbH
Am Industriepark 2-10
21514 Büchen, Germany

Büchen, 7 August 2025

Sören de Boon
Senior Vice President
CEO BU Valves & Pumps

Signed by Stephan Dirks
Senior Director Product Engineering & Development
Business Line Hygienic Valves / BU Valves & Pumps

5.13 Declaration of Conformity, VESTA DN40-100, OD 1½-4", ISO 42.4-114.3



GEA Engineering
for a better world.

EU Declaration of Conformity according to ATEX 2014/34/EU

Manufacturer: **GEA Tuchenhagen GmbH**
Am Industriepark 2-10
21514 Büchen, Germany

We hereby declare that the devices named below

Model: VESTA®

Type: H_A/T/M
H_A/T/F/M
H_A/M

Size: DN 40-100, OD 1 ½"-4", ISO 42,4- 114,3

Design: Valid for types without electrical devices and components.
Valid for types with stainless-steel lantern, HS22232 bellow-seal and PEEK-CF10 sleeve and guide.

due to their design and construction as well as in the versions sold by us, meet the basic safety and health requirements of the following guideline:

Relevant EC directives: 2014/34/EU ATEX

Identification:   -/II 2G Ex h IIB T3...T6 Gb X
-/II 2D Ex h IIB T135°C Db X

In the inner valve housing (product area) and in the outside area (lantern and actuator) the equipment may be used only up to the Ex-range mentioned.

Applicable harmonized standards: EN 1127-1:2019-10
EN ISO 80079-36:2016-12
EN ISO 80079-37:2016-12

Other applied standards and technical specifications: TRGS 727:2016-01

Remarks:

- The ATEX operating instructions including the intended use and safety instructions defined therein must be observed.
- Electrical / electronic and other devices and components in connection and application with the above devices must undergo a separate conformity assessment according to ATEX.
- Substances of the explosion subgroup IIC and insulating substances are not allowed.
- X: Specific operating conditions such as operating and surface temperatures as well as change intervals for the actuator must be observed and can be found in the operating instructions.

Person authorized for compilation and handover of technical documentation: **GEA Tuchenhagen GmbH**
Am Industriepark 2-10
21514 Büchen, Germany

Büchen, 23 March 2026



Sören de Boon
Senior Vice President
CEO BU Valves & Pumps



i.V. Stephan Dirks
Senior Director Product Engineering & Development
Business Line Hygienic Valves / BU Valves & Pumps

1/1

Figure 5-13 - Declaration of Conformity, in accordance with ATEX 2014/34/EU, VESTA DN40-100, OD 1½-4", ISO 42.4-114.3

Translated copy of the EU Declaration of Conformity according to ATEX 2014/34/EU

Translated copy of the EU Declaration of Conformity according to ATEX 2014/34/EU

Manufacturer: GEA Tuchenhagen GmbH
Am Industriepark 2-10
21514 Büchen, Germany

We hereby declare that the valves named below

Designation: VESTA®

Type: H_A/T/M
H_A/T/F/M
H_A/M

Size: DN 40-100, OD 1½"-4", ISO 42.4-114.3

Version: Valid for versions without electrical devices and
components.
Valid for versions with stainless steel lantern,
HS22232 bellows seal as well as PEEK CF10
sleeve and guide

due to its design and construction as well as in the versions sold by us, meet the basic safety and health
requirements of the following guideline:

Relevant EC directives: 2014/34/EU ATEX

Identification:   -/II 2G Ex h IIB T3...T6 Gb X
-/II 2D Ex h IIB T135°C Db X

The devices may be used in the housing interior (area in contact with the product) and exterior (lantern
and actuator) up to the specified ex-area.

Applicable harmonized standards, in particular: EN 1127-1:2019-10
EN ISO 80079-36:2016-12
EN ISO 80079-37:2016-12

Other applied standards and technical specifica-
tions: TRGS 727:2016-01

Translated copy of the EU Declaration of Conformity according to ATEX 2014/34/EU

Remarks:

- The ATEX operating instructions including the intended use and safety instructions defined therein must be observed.
- Electrical / electronic and other devices and components in connection and use with the above devices must undergo a separate conformity assessment according to ATEX.
- Substances of explosion group IIC and isolating substances are not permitted.
- X: Specific operating conditions such as operating and surface temperatures as well as switching interval of the drives must be observed and can be found in the operating instructions.

Person authorised for compilation and handover of technical documentation:

GEA Tuchenhagen GmbH
Am Industriepark 2-10
21514 Büchen, Germany

Büchen, 23. March 2026

Sören de Boon
Senior Vice President
CEO BU Valves & Pumps

Signed by Stephan Dirks
Senior Director Product Engineering & Development
Business Line Hygienic Valves / BU Valves & Pumps

5.14 Manufacturer's declaration, VESTA DN40-100, OD 1½-4", ISO 42.4-114.3 with manual actuator



GEA Engineering
for a better world.

Declaration of Manufacturer regarding the non-relevance of ATEX 2014/34/EU

Manufacturer: **GEA Tuchenhagen GmbH**
Am Industriepark 2-10
21514 Büchen, Germany

We hereby declare that the devices named below

Model: VESTA®

Type: H_A/T/H
H_A/T/F/H
H_A/H

Size: DN 40-100, OD 1 ½"-4", ISO 42,4- 114,3

Design: Valid for types without electrical devices and components.
Valid for types with stainless-steel lanterns, HS22232 bellows-seal and PEEK-CF10 sleeve and guide.

due to their design and construction as well as in the versions sold by us, meet the basic safety and health requirements of the following guideline:

Relevant EC directives: 2014/34/EU ATEX

The ATEX 2014/34/EU is not applicable for manually operated valves and the equipment does not have a potential ignition source if used as designated. The valves may be used in areas with explosive atmospheres and are used in compliance with the remarks.

Applicable harmonized standards: EN 1127-1:2019-10
EN ISO 80079-36:2016-12
EN ISO 80079-37:2016-12

Other applied standards and technical specifications: TRGS 727:2016-01

Remarks:

- Intended use of the device is basically just zone 1/21 and 2/22.
- The ATEX operating instructions including the intended use and safety instructions defined therein must be observed.
- Electrical / electronic and other devices and components in connection and application with the above devices must undergo a separate conformity assessment according to ATEX.
- Substances of the explosion subgroup IIC and insulating substances are not allowed.
- Specific operating conditions such as operating and surface temperatures as well as change intervals for the actuator must be observed and can be found in the operating instructions.

Person authorized for compilation and handover of technical documentation: **GEA Tuchenhagen GmbH**
Am Industriepark 2-10
21514 Büchen, Germany

Büchen, 23 March 2026



Sören de Boon
Senior Vice President
CEO BU Valves & Pumps



i.V. Stephan Dirks
Senior Director Product Engineering & Development
Business Line Hygienic Valves / BU Valves & Pumps

1/1

Figure 5-14 - Declaration of Manufacturer regarding the non-relevance of ATEX 2014/34/ EU, VESTA DN40-100, OD 1½-4", ISO 42.4-114.3 with manual actuator

Translated copy of the manufacturer's declaration regarding the non-relevance of ATEX 2014/34/EU

Declaration of Manufacturer regarding the non-relevance of ATEX 2014/34/EU

Manufacturer: GEA Tuchenhagen GmbH
Am Industriepark 2-10
21514 Büchen, Germany

We hereby declare that the valves named below

Designation: VESTA®

Type: H_A/T/H
H_A/T/F/H
H_A/H

Size: DN 40-100, OD 1 ½"-4", ISO 42.4- 114.3

Version: Valid for versions without electrical devices and components.
Valid for versions with stainless steel lantern, HS22232 bellows seal as well as PEEK CF10 sleeve and guide

due to its design and construction as well as in the versions sold by us, meet the basic safety and health requirements of the following guideline:

Relevant EC directives: 2014/34/EU ATEX

The ATEX directive 2014/34/EU is not valid for manually actuated valves. The devices do not have a potential ignition source when used as intended. The valves may be used in explosion-hazarded zones when the remarks are taken into consideration.

Applicable harmonized standards, in particular: EN 1127-1:2019-10
EN ISO 80079-36:2016-12
EN ISO 80079-37:2016-12

Other applied standards and technical specifications: TRGS 727:2016-01

Remarks:

- The device is intended only for operation in zone 1/21 and 2/22.
- The ATEX operating instructions including the intended use and safety instructions defined therein must be observed.
- Electrical / electronic and other devices and components in connection and use with the above devices must undergo a separate conformity assessment according to ATEX.
- Substances of explosion group IIC and isolating substances are not permitted.
- X: Specific operating conditions such as operating and surface temperatures as well as switching interval of the drives must be observed and can be found in the operating instructions.

Declaration of Manufacturer regarding the non-relevance of ATEX 2014/34/EU

Person authorised for compilation and handover of technical documentation: GEA Tuchenhagen GmbH
Am Industriepark 2-10
21514 Büchen, Germany

Büchen, 23. March 2026

Sören de Boon
Senior Vice President
CEO BU Valves & Pumps

Signed by Stephan Dirks
Senior Director Product Engineering & Development
Business Line Hygienic Valves / BU Valves & Pumps

6 Annex

6.1 List of abbreviations

Abbreviation	Explanation
BS	British Standard
bar	Unit of measurement of pressure [bar] All pressure data expressed in [bar/psi] is assumed to be gauge pressure [barg/psig] unless explicitly specified otherwise.
approx.	approximately
°C	Unit of measurement of temperature [degree Celsius]
CIP	Clean in Place
dm ³ n	Unit of measurement of volume [cubic decimetre] standard volume (standard litres)
DN	DIN nominal width
DIN	German standard issued by DIN (Deutsches Institut für Normung e.V., German Institute for Standardization)
EN	European Standard
EPDM	Material designation, Brief designation according to DIN/ISO 1629: Ethylene-propylene-diene- rubber
°F	Unit of measurement of temperature [degree Fahrenheit]
FKM	Material designation, short designation according to DIN/ISO 1629: Fluorine rubber
h	Unit of measurement of time [hour]
HNBR	Material designation, short designation according to DIN/ISO 1629: Hydrated nitrile butadiene rubber
IP	Protection class
ISO	International Standard of the International Organization for Standardization
kg	Unit of measurement of weight [kilogram]
kN	Unit of measurement of force [kilonewton]
Kv value	Flow coefficient [m ³ /s] 1 KV = 0.86 x Cv
l	Unit of measurement of volume [litre]
max.	maximum
mm	Unit of measurement of length [millimetre]
µm	Unit of measurement of length [micrometre]
M	Metric
NC	Normally Closed; actuator is spring-to-close, valve is closed in idle position

Abbreviation	Explanation
Nm	Unit of measurement for the tightening torque [newton metre] 1 Nm = 0.737 lbft Pound-Force (lb) + Feet (ft)
NO	Normally Open; actuator is spring-to-open, valve is open in idle position
PA	Polyamide
PE-LD	Low-density polyethylene
PPE	Polyphenylene ether
psi	Anglo-American unit of measurement for pressure [pound-force per square inch] All pressure data expressed in [bar/psi] is assumed to be gauge pressure [barg/psig] unless explicitly specified otherwise.
PTFE	Polytetrafluoroethylene
SET-UP	Self-learning installation During commissioning and maintenance, the SET-UP procedure carries out all the necessary settings for the generation of messages.
AF	Indicates the size of spanners [width across flats]
T.VIS	Tuchenhagen valve information system
V AC	Volt alternating current
V DC	Volt direct current
W	Unit of measurement of power [Watt]
TIG	Welding method Tungsten inert gas welding
Inch	Unit of measurement of length in the Anglo-American language area
Inch OD	Tube measurement according to British Standard (BS), outside diameter
Inch IPS	American pipe measurement, iron pipe size

6.2 List of tables

Table 1 - Required marking of the equipment to be used.....	11
Table 2 - Explosion groups and examples for gases and vapours	11
Table 3 - Temperature classes.....	12
Table 4 - Ignition protection types	13

GEA Tuchenhagen GmbH
Am Industriepark 2-10
21514 Büchen , Germany

Phone +49 4155 49-0

430BAL008708 Copyright © GEA Tuchenhagen - All rights reserved - Subject to modifications.